



The Aquarium Vet™

e-QUARIST COURSE

WELCOME TO A NEW
ERA OF LEARNING
FOR AQUARISTS!



VISION

To advance the health and welfare of aquatic animals in aquariums and zoos globally

e-quarist course™

- Ten modules (see over page for details)
- Interactive monthly webinars with Q&A
- Webinars presented in three time zones
- Weekly email (Words of the Week)
- Email support available
- Tip of the Month
- Flexibility to proceed at your own pace
- Examination and Certificate of Completion

AZA Accredited Learning Partner

Contact: Katrina@theaquariumvet.com for a FREE webinar

www.theaquariumvet.com



For more information go to www.theaquariumvet.com

Several years ago, I realized that there was no short-cut available to gaining knowledge and experience in the aquarium field. To assist others in not taking as long as I did, I have written the first on-line Aquarium Medicine course in the world.

Dr Rob Jones "The Aquarium Vet"

learning
partner

ASSOCIATION
OF ZOOS
& AQUARIUMS

THE AQUARIUM VET e-quarist course™

The first four modules are core modules and are designed to be studied sequentially. The time involved in reading the course material and sitting the examination is between 20 to 30 hours for each module, depending on prior knowledge and experience.

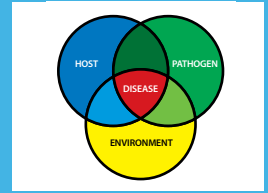
1. FISH ANATOMY AND PHYSIOLOGY -

examines teleost anatomy in its wide forms as well as practical physiology. To understand how fish survive in an aquatic environment is critical to maintaining their health and wellbeing. Normal anatomy is critical for diagnostics and post-mortems (module 2). Fish welfare and the safe handling of fish.



2. DISEASE CONCEPTS AND DIAGNOSTICS -

what factors trigger disease; stress and the immune system. Steps to making a diagnosis. Sample collection and examination such as gill biopsies. Sedation / anaesthesia of fish. Euthanasia. Post-mortem techniques. Quarantine and biosecurity. Disinfection processes. Zoonoses.



3. WATER CHEMISTRY & QUALITY -

covers what it is and why it is the key to successful fish keeping. All water quality parameters (both freshwater and marine) as well as water testing. Record keeping in all aspects of aquarium husbandry and fish transport.



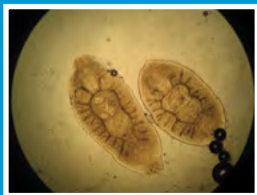
4. LIFE SUPPORT SYSTEMS -

is the foundation for excellent water quality. The various types of filtration available, biofiltration, ozone and ultra-violet and their uses. Practical hydrology – pump selection etc. How to maintain optimum water chemistry and quality for the fish you keep.



5. DISEASES AND TREATMENTS -

examines the various groups of diseases – protozoans, bacteria, fungus, viruses etc. After making a diagnosis, how do you successfully treat the problem using a holistic approach? Non-infectious diseases.



6. NUTRITION AND REPRODUCTION

explains the components of nutrition; protein, carbohydrates, fats, vitamins and minerals. Types of foods, including live foods and their production. Food storage, preparation and handling. Importance of nutrition on the immune system. Reproduction and basic genetics.




7. ELASMOBRANCHS -

Anatomy and physiology as they differ from teleosts; handling, sample techniques, diseases and treatments. Shark transport, exhibit design for sharks and reproduction including artificial techniques.



8. INVERTEBRATES I

Includes Crustaceans and Molluscs (Cephalopods). Anatomy and physiology; husbandry and breeding; diagnostics; diseases and treatments.



9. INVERTEBRATES II

Includes Corals and Sea Jellies. Anatomy and physiology; husbandry and breeding; diagnostics; diseases and treatments.



AVAILABLE LATE 2018.

10. PENGUINS I

The first of three penguin modules and applicable for all aquatic birds. Taxonomy of the various penguin species. Anatomy and Physiology of penguins. Display design for aquatic birds. Water Quality and Life Support Systems. Available Now First of Three Penguin Modules.



Multi-student e-quarist course Annual Plans

To simplify the education and training of your aquarists, The Aquarium Vet has created Annual Plans.

Plan Details

- Annual Fixed Fee related to the number of students studying the course
- The Aquarium Vet provides a report every four months to the Curator and /or the Human Resources Manager on student's progress
- The Aquarium Vet handles all administration including registration of students, providing course material and webinars, overseeing the examinations and issuing of certificates

Plan Options (US Dollars)

Number of students	Annual Subscription	Cost per Student
1 - 5 Students	\$1,610.00	\$322.00
6-10 Students	\$2,844.00	\$284.40
11 - 15 Students	\$3,984.00	\$265.60
16 - 20 Students	\$5,124.00	\$256.20
21 - 30 Students	\$7,416.00	\$247.20
More than 31	-	\$240.00

Conditions of Annual Plans

- All students must be from the same facility or company
- New students must commence at Module One
- Next module to be commenced only when the previous one is completed
- Maximum of four modules per student per year
- If a student leaves their position at the facility, they are removed from the course
- Replacement student will commence at Module One

Future Modules

Penguins II and III, Turtles (Sea and Freshwater), Amphibians, Crocodiles and Alligators

Question: What if I educate or train my staff and they leave?
(answer over page)

Testimonials from some of our students

Really enjoying the course – wish I had been able to do it years ago!

**Joe – Kelly Tarlton's Underwater World,
New Zealand**

I love this course, even though I have been working in the industry for many years I always learn something new and I find it is a good test of my knowledge base. I can then improve my aquarium by applying little tweaks here and there and assist with the development of the team.

**Kate Willson, Displays Manager, Sea Life Mooloolaba
Queensland Australia**

The module helped me understand and appreciate details of shark physiology and husbandry I was previously not aware of - especially nutrition. Can definitely help in planning our shark feeding and care.

**Geddes Hislop
Cayman Turtle Centre : Island Wildlife Encounter**

The nutrition module was excellent. It was very clear and very interesting/useful.

Tasha K. Esaki Tennessee Aquarium

I gained a better understanding of every aspect of LSS and some valuable calculations that are needed when it comes to LSS design and construction.

I have done similar courses in the past ... however, this has been such a step up and has really increased my knowledge in all areas.

**Phil Robinson, The Deep Aquarium
United Kingdom**

I'm really enjoying this course and wouldn't want to miss the webinars, they are so informative and Rob explains it so wonderfully. Thanks for the words of the week, I love them.

**Tersia – Two Oceans Aquarium,
Cape Town, South Africa**

I loved the learning of fish disease and especially the way the course is written.... Like you stay in a bath and your skin wrinkles, great to visualise the wounded skin of a fish...Great course !!

**Greta Van de Sompel,
Veterinarian, Belgium**

I got a much more detailed understanding of fish anatomy which I think will help me understand fish health better. Also I will have a better point of reference when observing or performing necropsies. The information was laid out well and I walked away feeling like I learned a great deal. Thank you!

Katherine, Virginia Aquarium, USA

Over all I see this course as being a great benefit to my career.

**Lauren Larese, Bass Pro Shops at the
Pyramid Memphis Tennessee**

I gained a better understanding on how important life support systems operate, and the impacts it has on fish health.

**Yvonne Chia, Resorts World Sentosa Aquarium
Singapore**

Overall the e-aquarist course is very well balanced, practically and scientifically, and not only suits the needs of professional aquarium staff like myself, but also those with a keen interest.

**Brendan Kelly, SEA LIFE
Sydney Aquarium**



Answer: What if you don't and they stay!